

ADMINISTRATION OF DADRA AND NAGAR HAVELI & DAMAN AND DIU
DR. B.B.A. GOVT. POLYTECHNIC, KARAD



Instructions to Apply for Online Diploma Admission 2024-25

<https://drbbagpks.org/admission/>

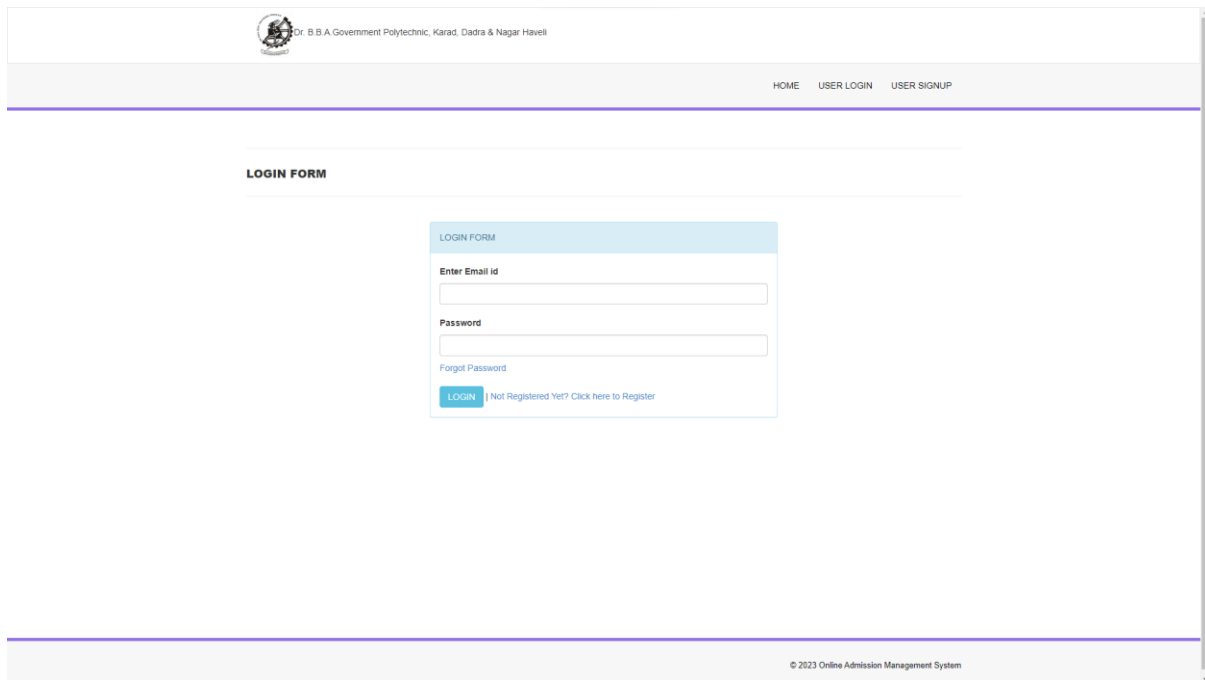
1) Sign Up Form

User needs to Register to Apply for Diploma Admission. Click on USER SIGNUP and enter required details and click Register button to complete user registration.

A screenshot of the 'USER SIGNUP' page on the website. The page has a header with the institution's logo and name, and navigation links for HOME, USER LOGIN, and USER SIGNUP. The main content area is titled 'USER SIGNUP' and contains a 'USER REGISTRATION FORM'. The form has five input fields: 'Enter Full Name', 'Mobile Number', 'Enter Email-id', 'Enter Password', and 'Confirm Password'. A red 'Register' button is located at the bottom of the form. The footer of the page contains the copyright notice '© 2024 Online Admission Management System'.

2) Login Form

After User Registration, Click on USER LOGIN to Apply for Diploma Admission. Enter Credentials to Login.



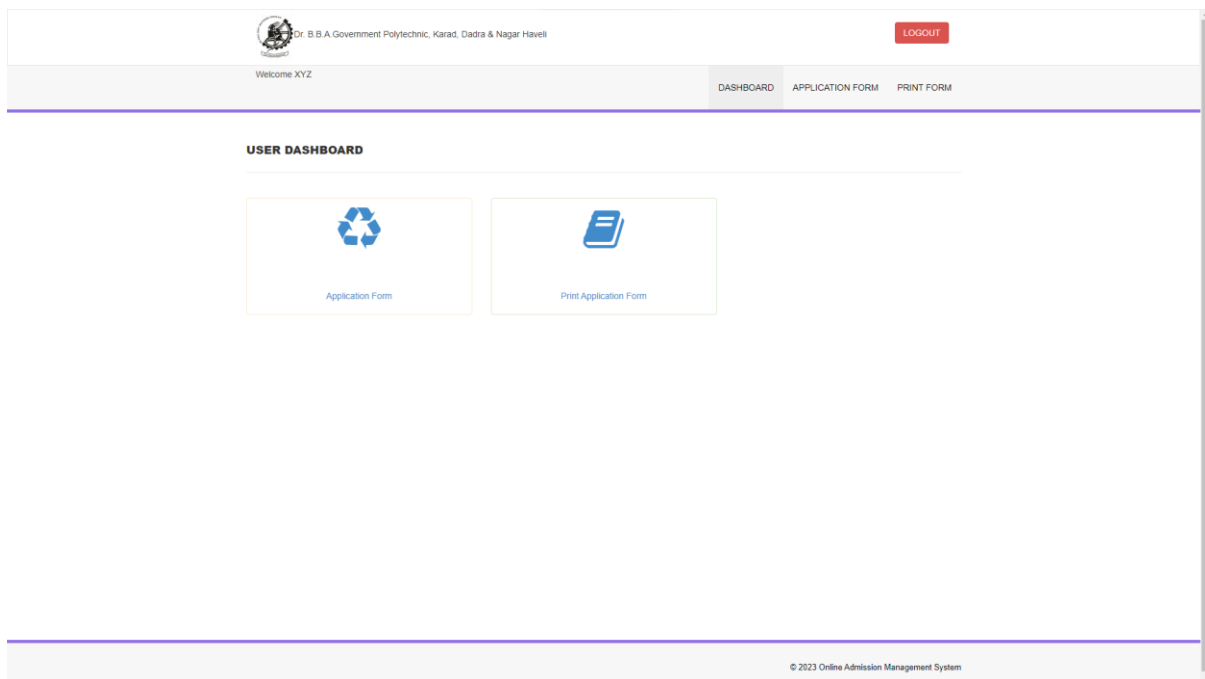
The screenshot shows the login form interface. At the top left is the logo of Dr. B.B.A. Government Polytechnic, Karad, Dadra & Nagar Haveli. The top right navigation bar includes links for HOME, USER LOGIN, and USER SIGNUP. The main content area is titled "LOGIN FORM" and contains a form with the following elements:

- Enter Email id**: A text input field.
- Password**: A password input field.
- Forgot Password**: A link for password recovery.
- LOGIN**: A button to submit the login credentials.
- Not Registered Yet? Click here to Register**: A link for new users.

At the bottom right of the page, there is a copyright notice: © 2023 Online Admission Management System.

3) User Dashboard

From User Dashboard, user can Apply/Update/Print Application Form and Print Application Form.




The screenshot shows the user dashboard interface. At the top left is the logo of Dr. B.B.A. Government Polytechnic, Karad, Dadra & Nagar Haveli. The top right navigation bar includes a LOGOUT button. The main content area is titled "USER DASHBOARD" and contains two main action buttons:

- Application Form**: A button with a recycling icon, used for applying or updating the application form.
- Print Application Form**: A button with a document icon, used for printing the application form.

At the bottom right of the page, there is a copyright notice: © 2023 Online Admission Management System.

4) Application Form 2024-25

Click on APPLICATION FORM to Apply for Diploma Admission. Fill the form and click Submit button.

 Dr. B.B.A. Government Polytechnic, Karad, Dadra & Nagar Haveli LOGOUT

Welcome XYZ DASHBOARD APPLICATION FORM PRINT FORM

APPLICATION FORM FOR DIPLOMA COURSES FOR THE YEAR 2023-24

Application Form 2023-24

<p>Candidate Name as on 10th Marksheet*</p> <input type="text"/>	<p>Candidate Name*</p> <input type="text"/>
<p>Fathers Name*</p> <input type="text"/>	<p>Surname Name*</p> <input type="text"/>
<p>Mobile Number*</p> <input type="text"/>	<p>E-mail ID*</p> <input type="text"/>
<p>Date of Birth*</p> <input type="text" value="DDMMYYYY"/>	<p>Address*</p> <input type="text"/>
<p>State*</p> <input type="text"/>	<p>Domicile of DNH&DD* <input type="radio"/>Yes <input type="radio"/>No</p>
<p>Category*</p> <p>Select Category <input type="text"/></p>	<p>Priority*</p> <p>Select Priority <input type="text"/></p>
<p>Choice1*</p> <p>Select Choice1 <input type="text"/></p>	<p>Choice2*</p> <p>Select Choice2 <input type="text"/></p>
<p>Choice3*</p> <p>Select Choice3 <input type="text"/></p>	<p>Choice4*</p> <p>Select Choice4 <input type="text"/></p>
<p>Choice5*</p> <p>Select Choice5 <input type="text"/></p>	<p>Choice6*</p> <p>Select Choice6 <input type="text"/></p>
<p>Choice7*</p> <p>Select Choice7 <input type="text"/></p>	<p>Pincode* <input type="text"/></p>
<p>Science* <input type="text"/> OutOf* <input type="text"/></p>	<p>Maths* <input type="text"/> OutOf* <input type="text"/></p>
<p>English* <input type="text"/> OutOf* <input type="text"/></p>	<p>10th Passing Year* <input type="text"/></p>
<p>Number of Attempts*</p> <input type="text"/>	<p>Aadhar Card ID*</p> <input type="text"/>
<p>Did you Represented as Sports person at UT/State/National Level* <input type="radio"/>Yes <input type="radio"/>No</p>	<p>Serviced in NCC/ACC/Scout Examination Guide activities* <input type="radio"/>Yes <input type="radio"/>No</p>
<p>Have you passed Technical Subjects (ED / WST)* <input type="radio"/>Yes <input type="radio"/>No</p>	

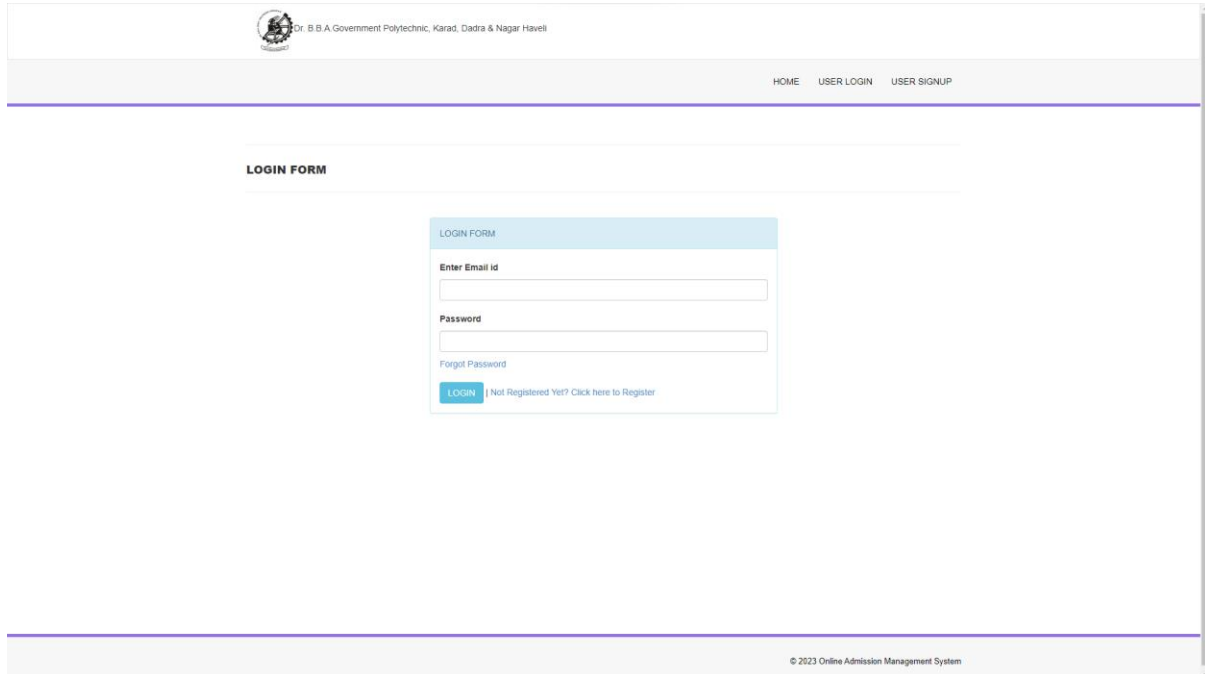
© 2023 Online Admission Management System

5) Print Application Form 2024-25

Click on Print Form to Print Submitted form.

The screenshot shows a web interface for an online admission management system. At the top left, there is a logo and the text "Dr. B.B.A Government Polytechnic, Karad, Dadra & Nagar Haveli". To the right of the logo is a red "LOGOUT" button. Below the logo, it says "Welcome XYZ". A navigation bar contains three links: "DASHBOARD", "APPLICATION FORM", and "PRINT FORM". The main content area is titled "PRINT APPLICATION FORM" and contains a box labeled "Application Form". Inside this box, there is a text label "Click on Print to Print Application Form" followed by a "Print" button. At the bottom right of the page, there is a copyright notice: "© 2023 Online Admission Management System".

- 6) User can Apply/Update/Print Submitted Application form by Logging into the System. Hard copy(Print copy) of Submitted Application form with necessary Attested documents is to be submitted at the Institute on or before the last date of submission. Once Hard copy is Submitted at Institute, User cannot Modify/Update details online. If hard copy(Print Copy) is not submitted to the institute with duly signed and attested documents, such application will not be considered for admission process.



The screenshot displays the user interface of an online admission management system. At the top left, there is a logo and the text "Dr. B.B.A Government Polytechnic, Karad, Dadra & Nagar Haveli". To the right of the logo, there are navigation links: "HOME", "USER LOGIN", and "USER SIGNUP". The main content area is titled "LOGIN FORM" and contains a login form with the following elements:

- A header "LOGIN FORM" in a light blue box.
- A label "Enter Email id" above a text input field.
- A label "Password" above a password input field.
- A link "Forgot Password" below the password field.
- A "LOGIN" button and a link "Not Registered Yet? Click here to Register" at the bottom of the form.

At the bottom of the page, there is a copyright notice: "© 2023 Online Admission Management System".

INSTRUCTIONS

1) The online application form (hard copy), fee of Rs.100/- and enclosed documents will be received from 01/06/2024 to 30/06/2024 from 10:00 AM to 4:00 PM at the Admission Cell Counter, Dr. B.B.A. Govt. Polytechnic, Karad.

2) **Attested photo copies of following documents required with application:-**

- (i) Leaving Certificate
- (ii) S.S.C. Marks Sheet
- (iii) Attempt Certificate
- (iv) Domicile Certificate for DNH & DD candidates only.
- (v) Government Employees Service Certificate of Parents (Only for DNH & DD candidates)
- (vi) Caste Certificate (SC/ST/OBC): (Only for DNH & DD candidates)
- (vii) Bank Pass Book in students name
- (viii) Aadhar card
- (ix) Schooling Certificate from 8th to 10th STD of D&NH, DD.
- (x) Any other relevant documents mentioned in the Prospectus.