

ADMINISTRATION OF DADRA AND NAGAR HAVELI & DAMAN AND DIU
DR. B.B.A. GOVT. POLYTECHNIC, KARAD



Instructions to Apply for Online Diploma Admission 2024-25

<https://drbbagpks.org/admission/>

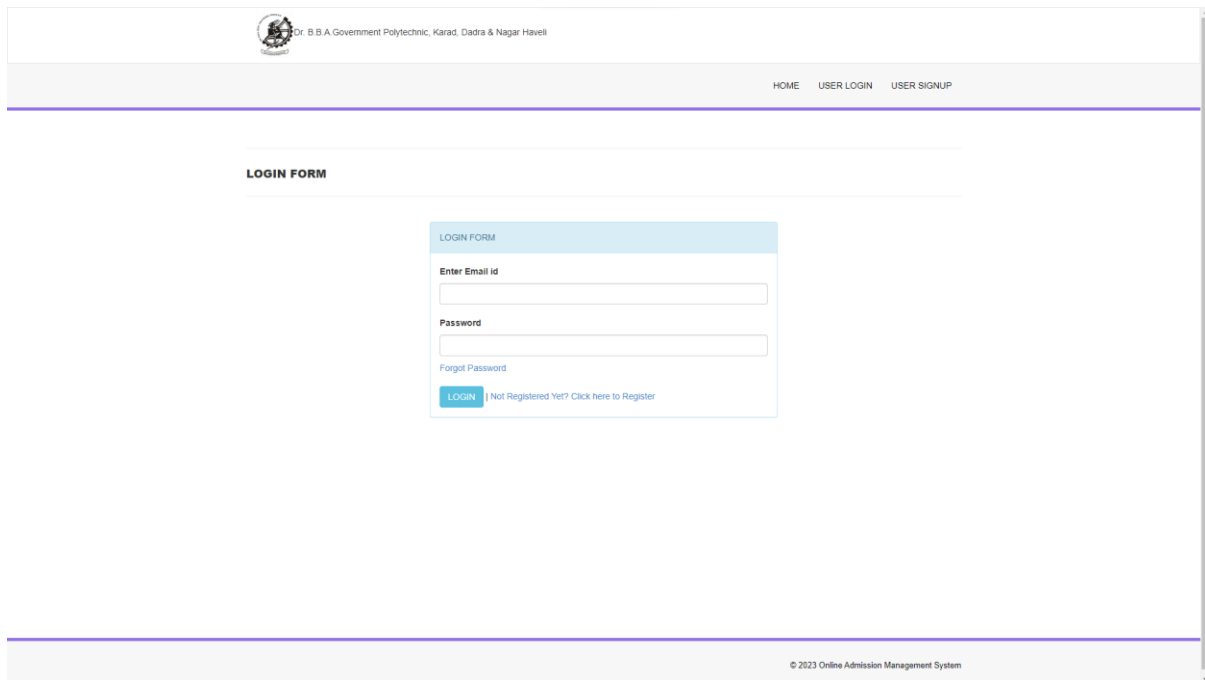
1) Sign Up Form

User needs to Register to Apply for Diploma Admission. Click on USER SIGNUP and enter required details and click Register button to complete user registration.

A screenshot of the 'USER SIGNUP' page on the website. The page has a header with the institution's logo and name, and navigation links for HOME, USER LOGIN, and USER SIGNUP. The main content area is titled 'USER SIGNUP' and contains a 'USER REGISTRATION FORM'. The form has five input fields: 'Enter Full Name', 'Mobile Number', 'Enter Email-id', 'Enter Password', and 'Confirm Password'. A red 'Register' button is located at the bottom of the form. The footer of the page contains the copyright notice '© 2024 Online Admission Management System'.

2) Login Form

After User Registration, Click on USER LOGIN to Apply for Diploma Admission. Enter Credentials to Login.



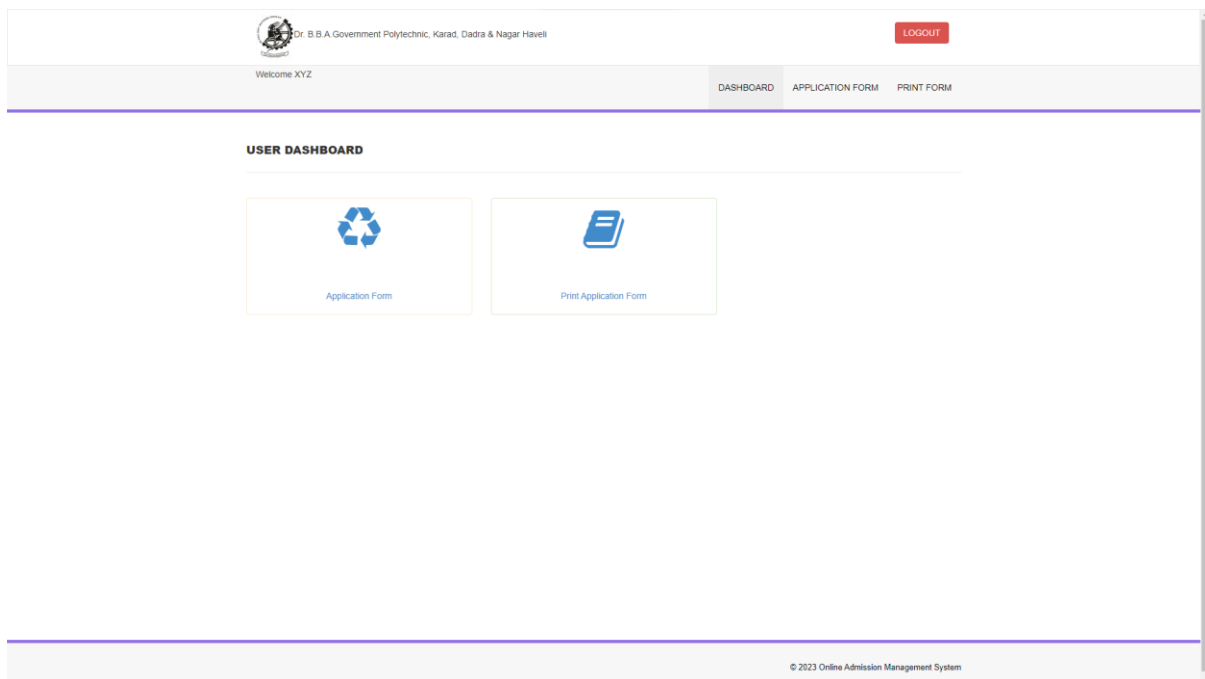
The screenshot shows the login form interface. At the top left is the logo of Dr. B.B.A. Government Polytechnic, Karad, Dadra & Nagar Haveli. The top right navigation bar includes links for HOME, USER LOGIN, and USER SIGNUP. The main content area is titled "LOGIN FORM" and contains a form with the following elements:

- Enter Email id**: A text input field.
- Password**: A password input field.
- Forgot Password**: A link for password recovery.
- LOGIN**: A button to submit the login credentials.
- Not Registered Yet? Click here to Register**: A link for new users.

At the bottom right of the page, there is a copyright notice: © 2023 Online Admission Management System.

3) User Dashboard

From User Dashboard, user can Apply/Update/Print Application Form and Print Application Form.




The screenshot shows the user dashboard interface. At the top left is the logo of Dr. B.B.A. Government Polytechnic, Karad, Dadra & Nagar Haveli. The top right navigation bar includes a LOGOUT button. The main content area is titled "USER DASHBOARD" and contains two main action buttons:

- Application Form**: A button with a recycling icon, used for applying or updating the application form.
- Print Application Form**: A button with a document icon, used for printing the application form.

At the bottom right of the page, there is a copyright notice: © 2023 Online Admission Management System.

4) Application Form 2024-25

Click on APPLICATION FORM to Apply for Diploma Admission. Fill the form and click Submit button.



Dr. B.B.A. Government Polytechnic, Karad, Dadra & Nagar Haveli

Welcome XYZ

[DASHBOARD](#) [APPLICATION FORM](#) [PRINT FORM](#)

[LOGOUT](#)

APPLICATION FORM FOR DIPLOMA COURSES FOR THE YEAR 2023-24

Application Form 2023-24

Candidate Name as on 10th Marksheet*	Candidate Name*
<input type="text"/>	<input type="text"/>
Fathers Name*	Surname Name*
<input type="text"/>	<input type="text"/>
Mobile Number*	E-mail ID*
<input type="text"/>	<input type="text"/>
Date of Birth*	Address*
<input type="text" value="DDMMYYYY"/>	<input type="text"/>
State*	Domicile of DNH&DD* <input type="radio"/>Yes <input type="radio"/>No
<input type="text"/>	Gender* <input type="radio"/>Male <input type="radio"/>Female
Category*	Priority*
<input type="text" value="Select Category"/>	<input type="text" value="Select Priority"/>
Choice1*	Choice2*
<input type="text" value="Select Choice1"/>	<input type="text" value="Select Choice2"/>
Choice3*	Choice4*
<input type="text" value="Select Choice3"/>	<input type="text" value="Select Choice4"/>
Choice5*	Choice6*
<input type="text" value="Select Choice5"/>	<input type="text" value="Select Choice6"/>
Choice7*	Pincode*
<input type="text" value="Select Choice7"/>	<input type="text"/>
Science* <input type="text"/> OutOf* <input type="text"/>	Board*
English* <input type="text"/> OutOf* <input type="text"/>	<input type="text" value="Select Board"/>
Maths* <input type="text"/> OutOf* <input type="text"/>	10th Passing Year* <input type="text"/>
Number of Attempts*	Aadhar Card ID*
<input type="text"/>	<input type="text"/>
Did you Represented as Sports person at UT/State/National Level* <input type="radio"/>Yes <input type="radio"/>No	Serviced in NCC/IACC/Scout Examination Guide activities* <input type="radio"/>Yes <input type="radio"/>No
Have you passed Technical Subjects (ED / WST)? <input type="radio"/>Yes <input type="radio"/>No	
	<input type="button" value="Submit"/>

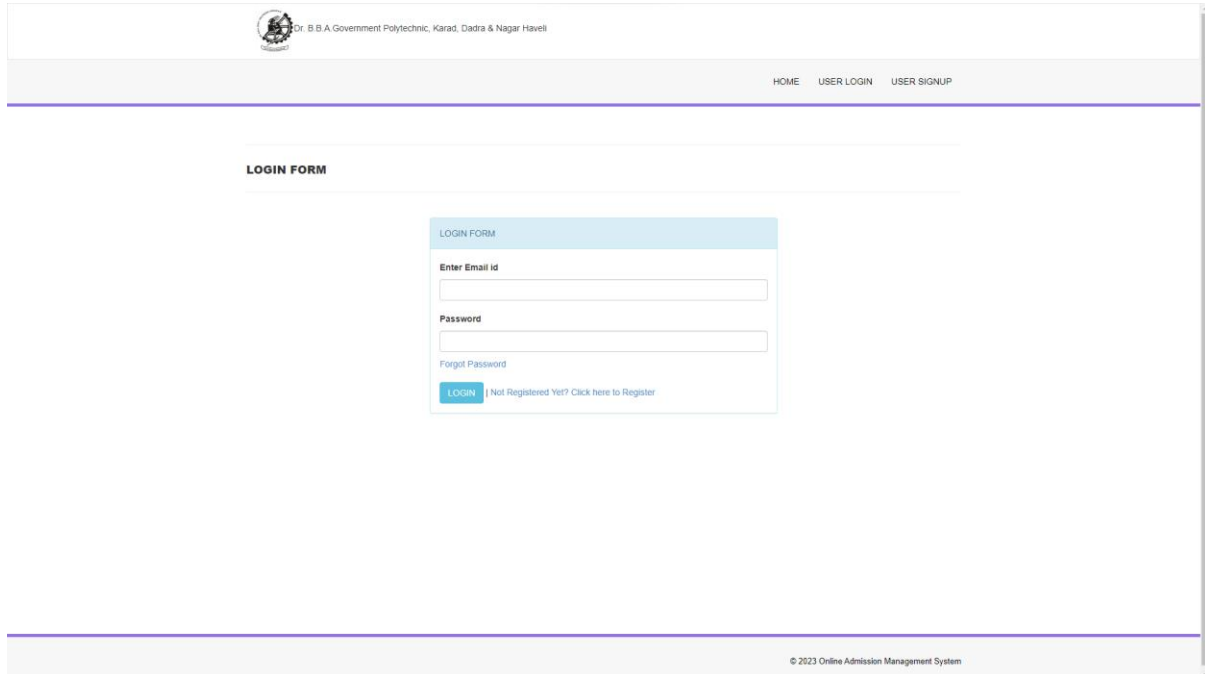
© 2023 Online Admission Management System

5) Print Application Form 2024-25

Click on Print Form to Print Submitted form.

The screenshot shows a web interface for an online admission management system. At the top left, there is a logo and the text "Dr. B.B.A Government Polytechnic, Karad, Dadra & Nagar Haveli". To the right of this is a red "LOGOUT" button. Below the header, there is a navigation bar with "DASHBOARD", "APPLICATION FORM", and "PRINT FORM" links. The main content area is titled "PRINT APPLICATION FORM" and contains a section labeled "Application Form". Inside this section, there is a text prompt "Click on Print to Print Application Form" followed by a "Print" button. At the bottom of the page, there is a footer with the text "© 2023 Online Admission Management System".

- 6) User can Apply/Update/Print Submitted Application form by Logging into the System. Hard copy(Print copy) of Submitted Application form with necessary Attested documents is to be submitted at the Institute on or before the last date of submission. Once Hard copy is Submitted at Institute, User cannot Modify/Update details online. If hard copy(Print Copy) is not submitted to the institute with duly signed and attested documents, such application will not be considered for admission process.



The screenshot displays the user interface of an online admission management system. At the top left, there is a logo and the text "Dr. B.B.A Government Polytechnic, Karad, Dadra & Nagar Haveli". To the right of the logo, there are navigation links: "HOME", "USER LOGIN", and "USER SIGNUP". The main content area is titled "LOGIN FORM" and contains a login form with the following elements:

- A header "LOGIN FORM" in a light blue box.
- A label "Enter Email id" above a text input field.
- A label "Password" above a password input field.
- A link "Forgot Password" below the password field.
- A "LOGIN" button and a link "Not Registered Yet? Click here to Register" at the bottom of the form.

At the bottom right of the page, there is a copyright notice: "© 2023 Online Admission Management System".

INSTRUCTIONS

1) The online application form (hard copy), fee of Rs.100/- and enclosed documents will be received from 01/06/2024 to 30/06/2024 from 10:00 AM to 4:00 PM at the Admission Cell Counter, Dr. B.B.A. Govt. Polytechnic, Karad.

2) **Attested photo copies of following documents required with application:-**

- (i) Leaving Certificate
- (ii) S.S.C. Marks Sheet
- (iii) Attempt Certificate
- (iv) Domicile Certificate for DNH & DD candidates only.
- (v) Government Employees Service Certificate of Parents (Only for DNH & DD candidates)
- (vi) Caste Certificate (SC/ST/OBC): (Only for DNH & DD candidates)
- (vii) Bank Pass Book in students name
- (viii) Aadhar card
- (ix) Schooling Certificate from 8th to 10th STD of D&NH, DD.
- (x) Any other relevant documents mentioned in the Prospectus.

ADMINISTRATION OF DADRA AND NAGAR HAVELI & DAMAN AND DIU
DR. B.B.A. GOVT. POLYTECHNIC, KARAD



ઓનલાઇન ડિપ્લોમા પ્રવેશ 2024-25 માટે અરજી કરવાની સૂચનાઓ

<https://drbbagpks.org/admission/>

1) સાઇન અપ ફોર્મ (User Sign Up Form)

ડિપ્લોમા પ્રવેશ માટે અરજી કરવા માટે વપરાશકર્તાને નોંધણી(Register) કરવાની જરૂર છે. USER SIGNUP પર ક્લિક કરો અને જરૂરી વિગતો દાખલ કરો અને વપરાશકર્તા નોંધણી પૂર્ણ કરવા માટે નોંધણી(Register) બટન પર ક્લિક કરો.

The screenshot shows the user sign-up interface. At the top, there is a header with the institution's name and logo. Below the header, there are navigation links for HOME, USER LOGIN, and USER SIGNUP. The main content area is titled 'USER SIGNUP' and contains a 'USER REGISTRATION FORM' with the following fields:

- Enter Full Name
- Mobile Number
- Enter Email-id
- Enter Password
- Confirm Password

A red 'Register' button is located at the bottom of the form. The footer of the page contains the text '© 2024 Online Admission Management System'.

2) લોગિન ફોર્મ (User Login Form)

વપરાશકર્તા નોંધણી પછી, ડિપ્લોમા પ્રવેશ માટે અરજી કરવા માટે USER LOGIN પર ક્લિક કરો.
લોગિન કરવા માટે યુઝર ઈમેલ આઈડી અને પાસવર્ડ દાખલ કરો.

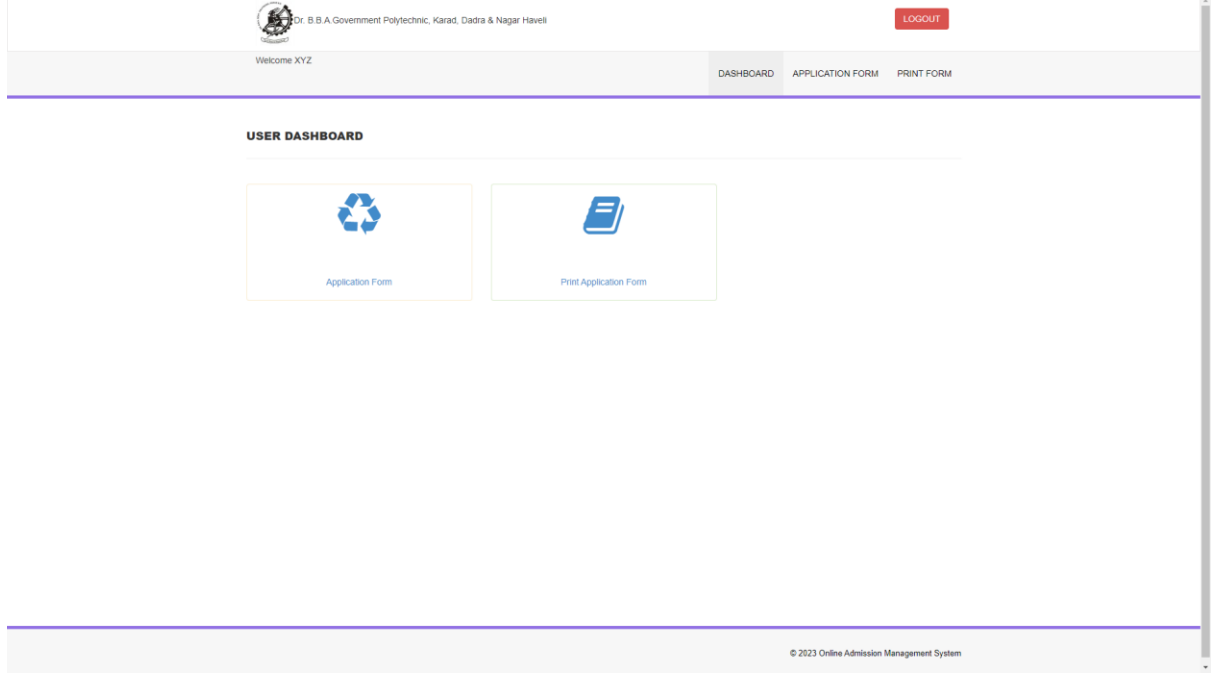
The screenshot shows a web page for the 'User Login Form'. At the top left, there is a logo and the text 'Dr. B.B.A. Government Polytechnic, Karad, Dadra & Nagar Haveli'. To the right, there are navigation links: 'HOME', 'USER LOGIN', and 'USER SIGNUP'. The main content area is titled 'LOGIN FORM' and contains a form with the following elements:

- A header 'LOGIN FORM' in a light blue box.
- A label 'Enter Email id' above a text input field.
- A label 'Password' above a text input field.
- A link 'Forgot Password' below the password field.
- A blue 'LOGIN' button and a link 'Not Registered Yet? Click here to Register' at the bottom of the form.

At the bottom right of the page, there is a copyright notice: '© 2023 Online Admission Management System'.


3) વપરાશકર્તા ડેશબોર્ડ (User Dashboard)

વપરાશકર્તા ડેશબોર્ડ (User Dashboard) પરથી, વપરાશકર્તા અરજી ફોર્મ/અપડેટ/પ્રિન્ટ એપ્લિકેશન ફોર્મ અને પ્રિન્ટ એપ્લિકેશન ફોર્મ કરી શકે છે.



4) અરજી ફોર્મ 2024-25 (Application Form 2024-25)

ડિપ્લોમા એડમિશન માટે અરજી કરવા માટે APPLICATION FORM પર ક્લિક કરો. ફોર્મ ભરો અને સબમિટ બટન પર ક્લિક કરો.

 Dr. B.B.A. Government Polytechnic, Karad, Dadra & Nagar Haveli LOGOUT

Welcome XYZ DASHBOARD APPLICATION FORM PRINT FORM

APPLICATION FORM FOR DIPLOMA COURSES FOR THE YEAR 2023-24

Application Form 2023-24

Candidate Name as on 10th Marksheet*	Candidate Name*
<input type="text"/>	<input type="text"/>
Father's Name*	Surname Name*
<input type="text"/>	<input type="text"/>
Mobile Number*	E-mail ID*
<input type="text"/>	<input type="text"/>
Date of Birth*	Address*
<input type="text" value="DD/MM/YYYY"/>	<input type="text"/>
State*	Domicile of DNH&DD* <input type="radio"/> Yes <input type="radio"/> No
<input type="text"/>	Gender* <input type="radio"/> Male <input type="radio"/> Female
Category*	Priority*
<input type="text" value="Select Category"/>	<input type="text" value="Select Priority"/>
Choice1*	Choice2*
<input type="text" value="Select Choice1"/>	<input type="text" value="Select Choice2"/>
Choice3*	Choice4*
<input type="text" value="Select Choice3"/>	<input type="text" value="Select Choice4"/>
Choice5*	Choice6*
<input type="text" value="Select Choice5"/>	<input type="text" value="Select Choice6"/>
Choice7*	Pincode*
<input type="text" value="Select Choice7"/>	<input type="text"/>
Science* <input type="text"/> OutDP* <input type="text"/>	Board*
English* <input type="text"/> OutDP* <input type="text"/>	<input type="text" value="Select Board"/>
Maths* <input type="text"/> OutDP* <input type="text"/>	10th Passing Year* <input type="text"/>
Number of Attempts*	Aadhar Card ID*
<input type="text"/>	<input type="text"/>
Did you Represented as Sports person at UT/State/National Level* <input type="radio"/> Yes <input type="radio"/> No	Serviced in NCC/AACC/Scout Examination Guide activities* <input type="radio"/> Yes <input type="radio"/> No
Have you passed Technical Subjects (ED / WST)* <input type="radio"/> Yes <input type="radio"/> No	
<input type="button" value="Submit"/>	

© 2023 Online Admission Management System

5) Print Application Form 2024-25

સબમિટ કરેલ ફોર્મ પ્રિન્ટ કરવા માટે પ્રિન્ટ ફોર્મ પર ક્લિક કરો.

The screenshot shows the 'PRINT APPLICATION FORM' page. At the top, there is a header with the logo of Dr. B.B.A Government Polytechnic, Karad, Dadra & Nagar Haveli, and a 'LOGOUT' button. Below the header, there is a navigation bar with 'DASHBOARD', 'APPLICATION FORM', and 'PRINT FORM' options. The main content area is titled 'PRINT APPLICATION FORM' and contains a section for 'Application Form'. Below this section, there is a button labeled 'Print' with the text 'Click on Print to Print Application Form' next to it. At the bottom of the page, there is a footer with the text '© 2023 Online Admission Management System'.

- 6) વપરાશકર્તા સિસ્ટમમાં લોગ ઇન કરીને સબમિટ કરેલ એપ્લિકેશન ફોર્મ અપડેટ/પ્રિન્ટ કરી શકે છે. જરૂરી પ્રમાણિત દસ્તાવેજો સાથે સબમિટ કરેલ અરજી ફોર્મની હાર્ડ કોપી(પ્રિન્ટ નકલ) સંસ્થામાં સબમિટ કરવાની રહેશે. એકવાર હાર્ડ કોપી(પ્રિન્ટ નકલ) સંસ્થામાં સબમિટ થઈ જાય, પછી વપરાશકર્તા ઓનલાઈન વિગતોમાં ફેરફાર/અપડેટ કરી શકતા નથી.

The screenshot shows the 'LOGIN FORM' page. At the top, there is a header with the logo of Dr. B.B.A Government Polytechnic, Karad, Dadra & Nagar Haveli, and navigation links for 'HOME', 'USER LOGIN', and 'USER SIGNUP'. The main content area is titled 'LOGIN FORM' and contains a form with the following fields: 'Enter Email id', 'Password', and 'Forgot Password'. Below the form, there is a 'LOGIN' button and a link that says 'Not Registered Yet? Click here to Register'. At the bottom of the page, there is a footer with the text '© 2023 Online Admission Management System'.

સૂચનાઓ

1) ઓનલાઈન અરજી ફોર્મ (હાર્ડ કોપી), રૂ. 100/- ની ફી અને જોડાયેલ દસ્તાવેજો 01/06/2024 થી 30/06/2024 સુધી સવારે 10:00 થી સાંજના 4:00 વાગ્યા સુધી એડમિશન સેલ કાઉન્ટર પર લેવા મા આવશે, ડૉ.બી.બી.એ. સરકારી પોલિટેકનિક, કરાડ.

2) અરજી સાથે જરૂરી નીચેના દસ્તાવેજોની પ્રમાણિત ફોટો કોપી:-

- (i) છોડવાનું પ્રમાણપત્ર
- (ii) S.S.C. માર્કશીટ
- (iii) પ્રયાસ પ્રમાણપત્ર
- (iv) માત્ર DNH અને DD ઉમેદવારો માટે ડોમિસાઇલ પ્રમાણપત્ર.
- (v) માતાપિતાનું સરકારી કર્મચારી સેવા પ્રમાણપત્ર (માત્ર DNH અને DD ઉમેદવારો માટે)
- (vi) જાતિ પ્રમાણપત્ર (SC/ST/OBC): (માત્ર DNH અને DD ઉમેદવારો માટે)
- (vii) વિદ્યાર્થીઓના નામે બેંક પાસ બુક
- (viii) આધાર કાર્ડ
- (ix) D&NH, DD નું 8 થી 10 STD સુધીનું શાળાકીય પ્રમાણપત્ર.
- (x) પ્રોસ્પેક્ટસમાં ઉલ્લેખિત અન્ય કોઈપણ સંબંધિત દસ્તાવેજો.

ADMINISTRATION OF DADRA AND NAGAR HAVELI & DAMAN AND DIU
DR. B.B.A. GOVT. POLYTECHNIC, KARAD



Instructions to Apply for Online Diploma Admission 2024-25

<https://drbbagpks.org/admission/>

1) साइन अप फॉर्म (User Signup Form)

डिप्लोमा प्रवेश के लिए आवेदन करने के लिए उपयोगकर्ता को पंजीकरण करना होगा। यूजर साइनअप पर क्लिक करें और आवश्यक विवरण दर्ज करें और उपयोगकर्ता पंजीकरण पूरा करने के लिए रजिस्टर बटन पर क्लिक करें।

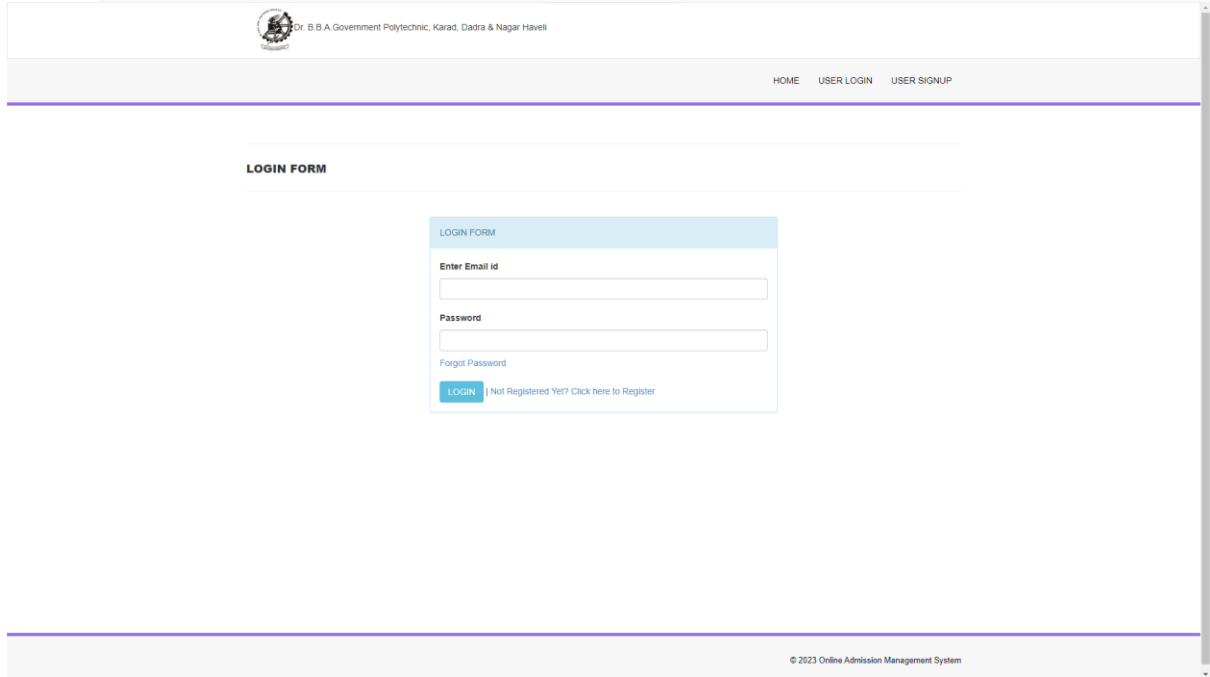
The screenshot shows the 'USER SIGNUP' page of the website. At the top, there is a header with the institution's name and logo, and navigation links for HOME, USER LOGIN, and USER SIGNUP. The main content area is titled 'USER SIGNUP' and contains a 'USER REGISTRATION FORM'. The form has the following fields:

- Enter Full Name
- Mobile Number
- Enter Email-id
- Enter Password
- Confirm Password

A red 'Register' button is located at the bottom of the form. The footer of the page contains the text '© 2024 Online Admission Management System'.

2) लॉगिन फॉर्म (Login Form)

उपयोगकर्ता पंजीकरण के बाद, डिप्लोमा प्रवेश के लिए आवेदन करने के लिए उपयोगकर्ता लॉगिन पर क्लिक करें। लॉगिन करने के लिए ईमेल आईडी और पासवर्ड दर्ज करें।



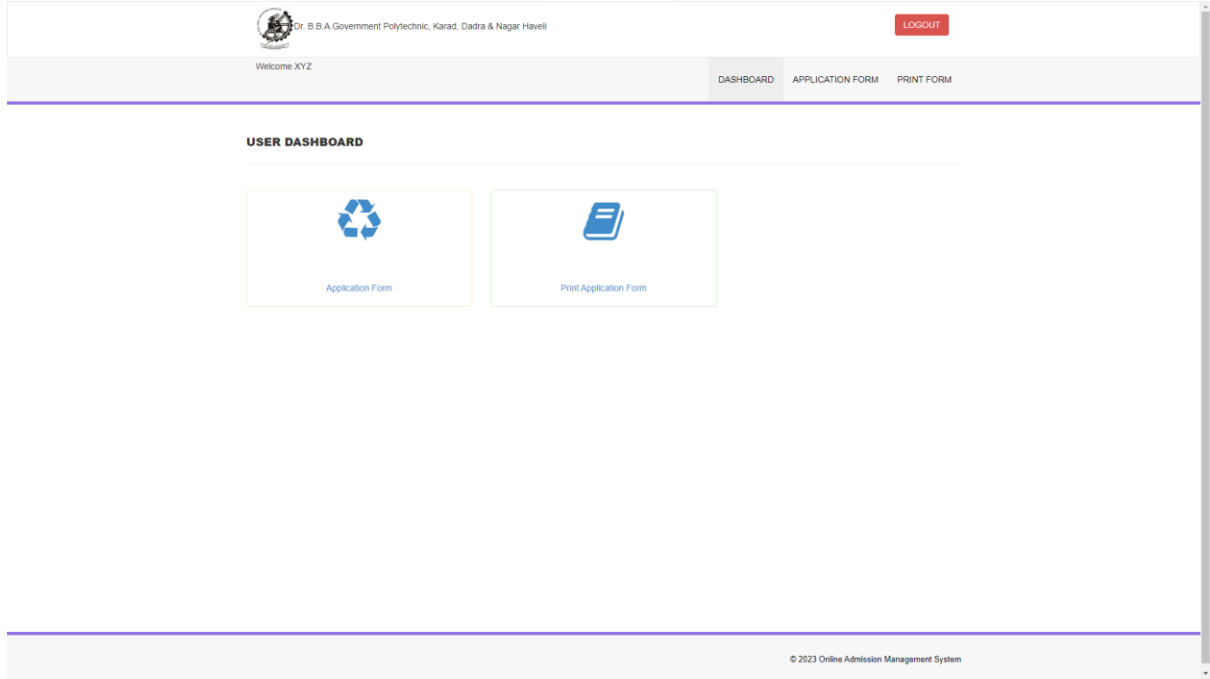
The screenshot displays a web application interface for B.B.A. Government Polytechnic, Karad, Dadra & Nagar Haveli. The page features a header with the institution's logo and name, and navigation links for HOME, USER LOGIN, and USER SIGNUP. The main content area is titled "LOGIN FORM" and contains a login form with the following elements:

- Enter Email id**: A text input field for the user's email address.
- Password**: A text input field for the user's password.
- Forgot Password**: A link for users who have forgotten their password.
- LOGIN**: A button to submit the login credentials.
- Not Registered Yet? Click here to Register**: A link for new users to create an account.

The footer of the page includes the copyright notice: © 2023 Online Admission Management System.


3) उपयोगकर्ता डैशबोर्ड (User Dashboard)

उपयोगकर्ता डैशबोर्ड से, उपयोगकर्ता एप्लिकेशन फॉर्म तक पहुंच सकता है और एप्लिकेशन फॉर्म प्रिंट कर सकता है।



4) आवेदन प्रपत्र 2024-25

डिप्लोमा प्रवेश के लिए आवेदन करने के लिए आवेदन पत्र पर क्लिक करें। फॉर्म भरें और सबमिट पर क्लिक करें।

 Dr. B.B.A. Government Polytechnic, Karad, Dadra & Nagar Haveli LOGOUT

Welcome XYZ DASHBOARD APPLICATION FORM PRINT FORM

APPLICATION FORM FOR DIPLOMA COURSES FOR THE YEAR 2023-24

Application Form 2023-24

<p>Candidate Name as on 10th Marksheet*</p> <input type="text"/>	<p>Candidate Name*</p> <input type="text"/>
<p>Fathers Name*</p> <input type="text"/>	<p>Surname Name*</p> <input type="text"/>
<p>Mobile Number*</p> <input type="text"/>	<p>E-mail ID*</p> <input type="text"/>
<p>Date of Birth*</p> <input type="text" value="DDMMYYYY"/>	<p>Address*</p> <input type="text"/>
<p>State*</p> <input type="text"/>	<p>Domicile of DNH&DD* <input type="radio"/>Yes <input type="radio"/>No</p>
<p>Category*</p> <p>Select Category <input type="text"/></p>	<p>Priority*</p> <p>Select Priority <input type="text"/></p>
<p>Choice1*</p> <p>Select Choice1 <input type="text"/></p>	<p>Choice2*</p> <p>Select Choice2 <input type="text"/></p>
<p>Choice3*</p> <p>Select Choice3 <input type="text"/></p>	<p>Choice4*</p> <p>Select Choice4 <input type="text"/></p>
<p>Choice5*</p> <p>Select Choice5 <input type="text"/></p>	<p>Choice6*</p> <p>Select Choice6 <input type="text"/></p>
<p>Choice7*</p> <p>Select Choice7 <input type="text"/></p>	<p>Pincode*</p> <input type="text"/>
<p>Science* <input type="text"/> OutOf* <input type="text"/></p>	<p>Maths* <input type="text"/> OutOf* <input type="text"/></p>
<p>English* <input type="text"/> OutOf* <input type="text"/></p>	<p>10th Passing Year* <input type="text"/></p>
<p>Number of Attempts*</p> <input type="text"/>	<p>Aadhar Card ID*</p> <input type="text"/>
<p>Did you Represented as Sports person at UT/State/National Level* <input type="radio"/>Yes <input type="radio"/>No</p>	<p>Serviced in NCC/ACCI/Scout Examination Guide activities* <input type="radio"/>Yes <input type="radio"/>No</p>
<p>Have you passed Technical Subjects (ED / WST)* <input type="radio"/>Yes <input type="radio"/>No</p>	

© 2023 Online Admission Management System

5) आवेदन पत्र 2024-25 प्रिंट करें

सबमिट किए गए फॉर्म को प्रिंट करने के लिए प्रिंट फॉर्म पर क्लिक करें।

The screenshot displays the user interface of an online admission management system. At the top, there is a header with the logo of Dr. B.B.A. Government Polytechnic, Karad, Dadra & Nagar Haveli, and a 'LOGOUT' button. Below the header, a navigation menu includes 'DASHBOARD', 'APPLICATION FORM', and 'PRINT FORM'. The main content area is titled 'PRINT APPLICATION FORM' and contains a section for 'Application Form'. A button labeled 'Print' is visible next to the text 'Click on Print to Print Application Form'. The footer of the page indicates '© 2023 Online Admission Management System'.

6) उपयोगकर्ता सिस्टम में लॉग इन करके सबमिट किए गए आवेदन पत्र को लागू/अपडेट/प्रिंट कर सकता है। आवश्यक सत्यापित दस्तावेजों के साथ जमा किए गए आवेदन पत्र की हार्ड कॉपी (प्रिंट कॉपी) जमा करने की अंतिम तिथि पर या उससे पहले संस्थान में जमा की जानी है।

एक बार संस्थान में हार्ड कॉपी जमा करने के बाद, उपयोगकर्ता विवरण को ऑनलाइन संशोधित/अपडेट नहीं कर सकता है।

यदि हार्ड कॉपी (प्रिंट कॉपी) विधिवत हस्ताक्षरित और सत्यापित दस्तावेजों के साथ संस्थान में जमा नहीं की जाती है, तो ऐसे आवेदन पर प्रवेश प्रक्रिया के लिए विचार नहीं किया जाएगा।

Dr. B.B.A. Government Polytechnic, Karad, Dadra & Nagar Haveli

HOME USER LOGIN USER SIGNUP

LOGIN FORM

LOGIN FORM

Enter Email id

Password

[Forgot Password](#)

[LOGIN](#) | [Not Registered Yet? Click here to Register](#)

© 2023 Online Admission Management System

निर्देश

- 1) ऑनलाइन आवेदन पत्र (हार्ड कॉपी), 100/- रुपये का शुल्क और संलग्न दस्तावेज 01/06/2024 से 30/06/2024 तक सुबह 10:00 बजे से शाम 4:00 बजे तक प्रवेश कक्ष में प्राप्त किए जाएंगे। काउंटर, डॉ. बी.बी.ए. सरकार. पॉलिटैक्निक, कराड.
- 2) आवेदन के साथ आवश्यक निम्नलिखित दस्तावेजों की सत्यापित फोटो प्रतियां: -
 - (i) छोड़ने का प्रमाणपत्र
 - (ii) एस.एस.सी. मार्क्स शीट
 - (iii) प्रयास प्रमाणपत्र
 - (iv) केवल डीएनएच और डीडी उम्मीदवारों के लिए अधिवास प्रमाण पत्र।
 - (v) माता-पिता का सरकारी कर्मचारी सेवा प्रमाण पत्र (केवल डीएनएच और डीडी उम्मीदवारों के लिए)
 - (vi) जाति प्रमाण पत्र (एससी/एसटी/ओबीसी): (केवल डीएनएच और डीडी उम्मीदवारों के लिए)
 - (vii) छात्रों के नाम पर बैंक पास बुक
 - (viii) आधार कार्ड
 - (ix) डी एंड एनएच, डीडी के 8वीं से 10वीं एसटीडी तक स्कूली शिक्षा प्रमाणपत्र।
 - (x) प्रॉस्पेक्टस में उल्लिखित कोई अन्य प्रासंगिक दस्तावेज।