

**ADMINISTRATION OF DADRA AND NAGAR HAVELI & DAMAN AND DIU**  
**DR. B.B.A. GOVT. POLYTECHNIC, KARAD**



**Instructions to Apply for Online Diploma Admission 2022-23**  
**<https://drbbagpks.org/admission/>**

1) Sign Up Form

User needs to Register to Apply for Diploma Admission. Click on USER SIGNUP to Register.

A screenshot of the 'USER SIGNUP' page on the website. The page header includes the logo and name of Dr. B.B.A. Government Polytechnic, Karad, Dadra & Nagar Haveli, and navigation links for HOME, USER LOGIN, and USER SIGNUP. The main content area is titled 'USER SIGNUP' and contains a 'SIGNUP FORM' with the following fields: 'Enter Full Name', 'Mobile Number:', 'Enter Email', 'Enter Password', and 'Confirm Password'. A 'Register Now' button is located at the bottom of the form.

Dr. B.B.A. Government Polytechnic, Karad, Dadra & Nagar Haveli

HOME USER LOGIN USER SIGNUP

USER SIGNUP

SIGNUP FORM

Enter Full Name

Mobile Number :

Enter Email

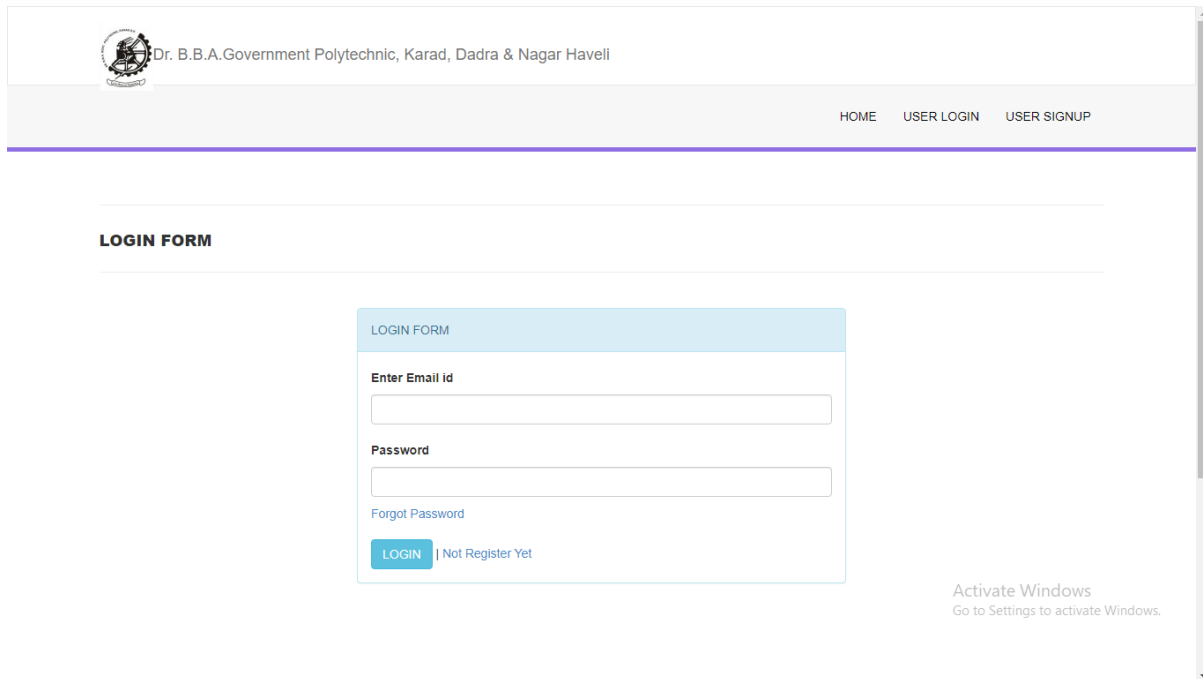
Enter Password

Confirm Password

Register Now

## 2) Login Form

Click on USER LOGIN to Apply for Diploma Admission.




The screenshot shows the login form interface. At the top left is the institution's logo and name: "Dr. B.B.A. Government Polytechnic, Karad, Dadra & Nagar Haveli". The top navigation bar includes "HOME", "USER LOGIN", and "USER SIGNUP". The main heading is "LOGIN FORM". The form itself is a light blue box containing:

- A header "LOGIN FORM".
- A label "Enter Email id" above a text input field.
- A label "Password" above a text input field.
- A link "Forgot Password" below the password field.
- A blue "LOGIN" button and a link "Not Register Yet" at the bottom.

At the bottom right, there is a "Activate Windows" watermark with the text "Go to Settings to activate Windows."

## 3) Dashboard




The screenshot shows the user dashboard interface. At the top left is the institution's logo and name: "Dr. B.B.A. Government Polytechnic, Karad, Dadra & Nagar Haveli". The top navigation bar includes "DASHBOARD", "APPLICATION FORM", and "PRINT". A red "LOGOUT" button is located in the top right corner. The main heading is "USER DASHBOARD". Below the heading are two cards:

- A card with a recycling icon and the text "Application Form".
- A card with a document icon and the text "Print Application Form".

At the bottom right, there is a "Activate Windows" watermark with the text "Go to Settings to activate Windows."

#### 4) Application Form 2022-23

Click on APPLICATION FORM to Apply for Diploma Admission. Fill the form and click Submit.



Dr. B.B.A. Government Polytechnic, Karad, Dadra & Nagar Haveli

LOGOUT

DASHBOARD APPLICATION FORM PRINT

### UPDATE APP FORM


Application Form 2022:23

<b>Candidate Name as on 10th Marksheet*</b>	<input type="text"/>	<b>Candidate Name*</b>	<input type="text"/>
<b>Fathers Name*</b>	<input type="text"/>	<b>Surname Name*</b>	<input type="text"/>
<b>Mobile Number*</b>	<input type="text"/>	<b>E-mail ID*</b>	<input type="text"/>
<b>Date of Birth*</b>	<input type="text" value="DD/MM/YYYY"/>	<b>Address*</b>	<input type="text"/>
<b>State*</b>	<input type="text"/>	<b>Domicile of DNH&amp;DD* Yes No</b>	<input type="radio"/> Yes <input type="radio"/> No
		<b>Gender* Male Female</b>	<input type="radio"/> Male <input type="radio"/> Female
<b>Choice1*</b>	<input type="text" value="Select Choice1"/>	<b>Choice2*</b>	<input type="text" value="Select Choice2"/>
<b>Choice3*</b>	<input type="text" value="Select Choice3"/>	<b>Choice4*</b>	<input type="text" value="Select Choice4"/>
<b>Choice5*</b>	<input type="text" value="Select Choice5"/>	<b>Choice6*</b>	<input type="text" value="Select Choice6"/>
<b>Choice7*</b>	<input type="text" value="Select Choice7"/>	<b>Pincode*</b>	<input type="text"/>
<b>Science*</b> <input type="text"/> <b>OutOf*</b> <input type="text"/>		<b>Maths*</b> <input type="text"/> <b>OutOf*</b> <input type="text"/>	
<b>English*</b> <input type="text"/> <b>OutOf*</b> <input type="text"/>		<b>10th Passing Year*</b>	<input type="text"/>
<b>Number of Attempts*</b>	<input type="text"/>	<b>Aadhar Card ID*</b>	<input type="text"/>
<b>Did you Represented as Sports person at UT/State/National Level* Yes No</b>	<input type="radio"/> Yes <input type="radio"/> No	<b>Have you passed Technical Subjects ( ED / WST )* Yes No</b>	<input type="radio"/> Yes <input type="radio"/> No

Submit

Activate Windows  
Go to Settings to activate Windows.

- 5) Print Application Form 2022-23  
Click on Print to Print Submitted form.



Dr. B.B.A. Government Polytechnic, Karad, Dadra & Nagar Haveli

LOGOUT

DASHBOARD APPLICATION FORM PRINT

PRINT FORM

USER DASHBOARD

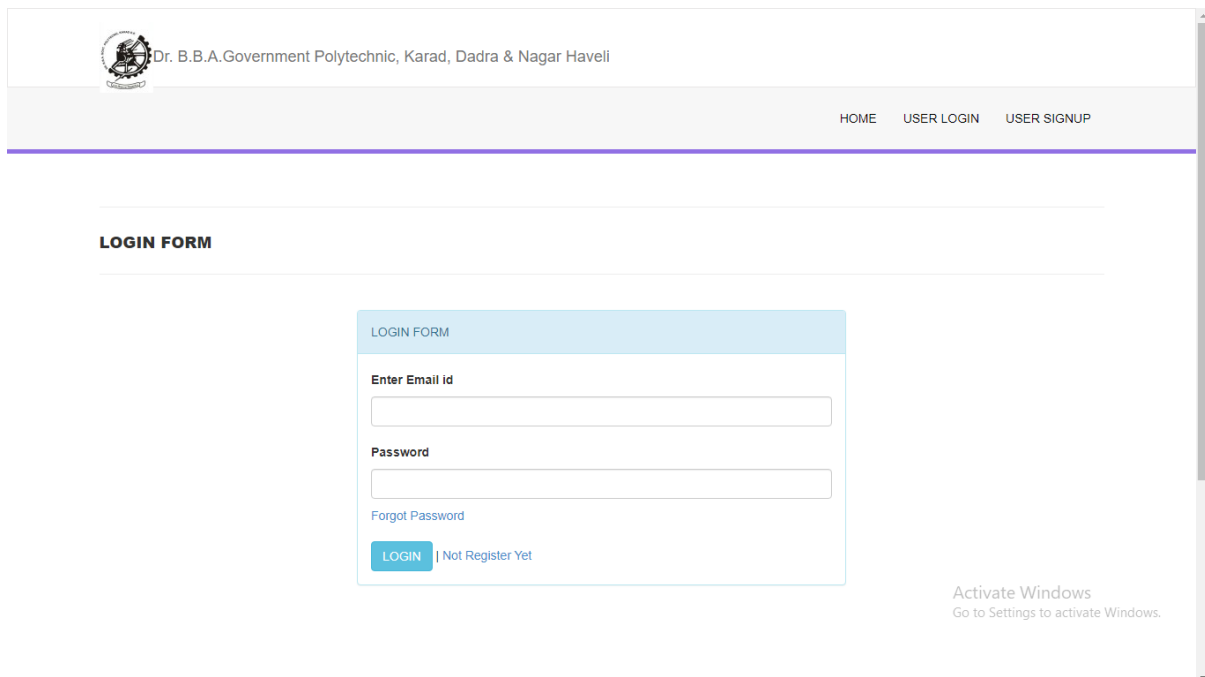
Application Form

Print Application Form

Activate Windows  
Go to Settings to activate Windows.

localhost/admission/incpostapplicationform.php

- 6) User can Apply/Update/Print Submitted Application form by Logging into the System. Hard copy of Submitted Application form with necessary Attested documents is to be submitted at the Institute. Once Hard copy is Submitted at Institute, User cannot Modify/Update details online.



Dr. B.B.A. Government Polytechnic, Karad, Dadra & Nagar Haveli

HOME USER LOGIN USER SIGNUP

LOGIN FORM

LOGIN FORM

Enter Email id

Password

Forgot Password

LOGIN | Not Register Yet

Activate Windows  
Go to Settings to activate Windows.

## **INSTRUCTIONS**

1) The online application form (hard copy), fee of Rs.100/- and enclosed documents will be received between from 21/07/2022 to 20/08/2022 from 10:00 AM to 4:00 PM at the College Counter (Medical Room).

2) **Attested photo copies of following documents required with application:-**

- (i) Leaving Certificate
- (ii) S.S.C. Marks Sheet
- (iii) Attempt Certificate
- (iv) Domicile Certificate for DNH & DD candidates only.
- (v) Government Employees Service Certificate of Parents (Only for DNH & DD candidates)
- (vi) Caste Certificate (SC/ST/OBC): (Only for DNH & DD candidates)
- (vii) Bank Pass Book in students name
- (viii) Aadhar card
- (ix) Schooling Certificate from 6<sup>th</sup> to 10<sup>th</sup> STD of D&NH, DD.
- (x) Any other relevant documents mentioned in the Prospectus.